

11<sup>th</sup> World Prune Conference  
Agen  
Monday, June 15th, 2009

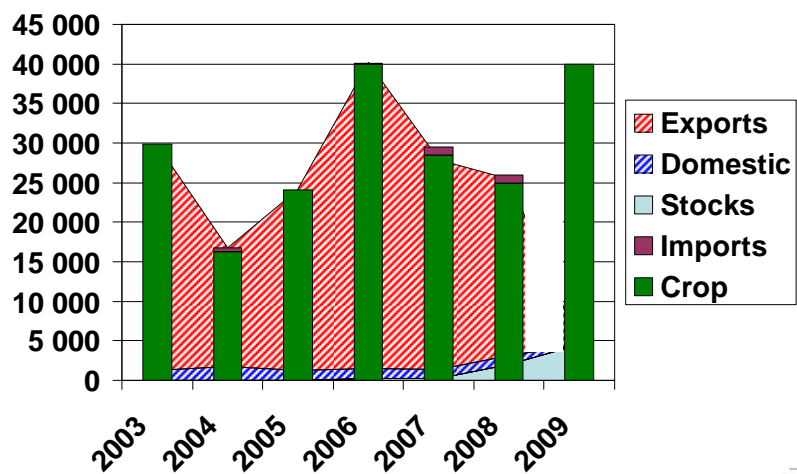
## World Prune Production: Statistical Update

Christian Amblard

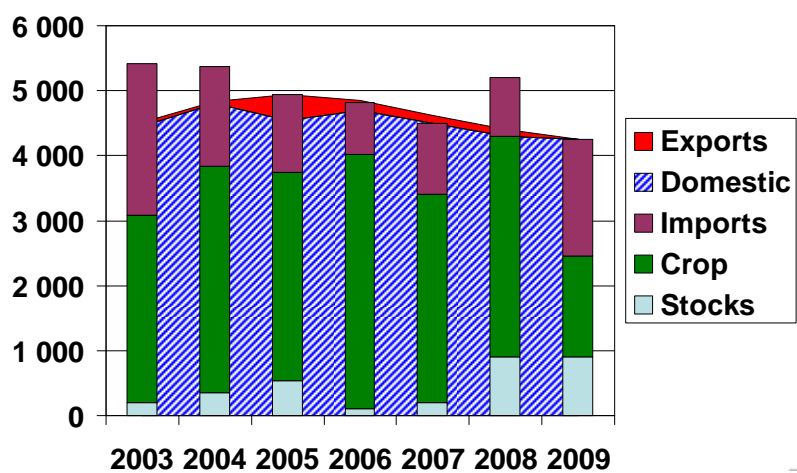
- **1 . Production Statistics**



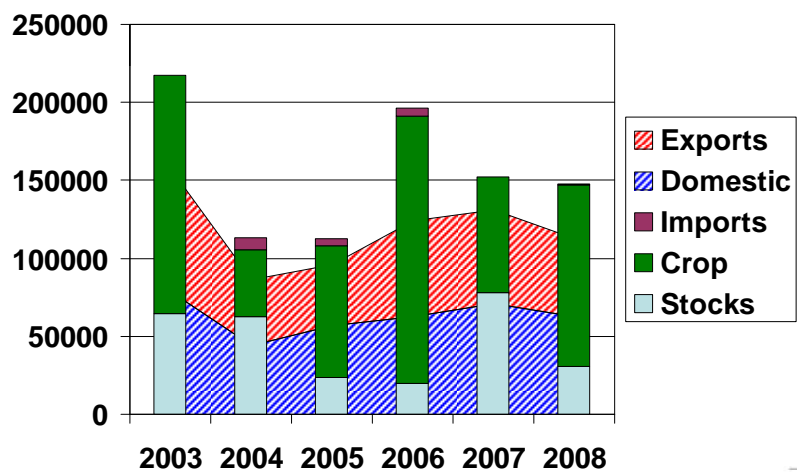
## Argentina



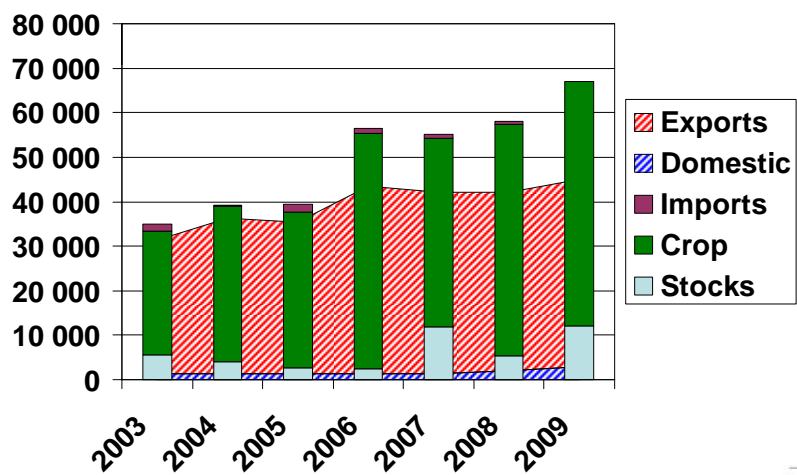
## Australia



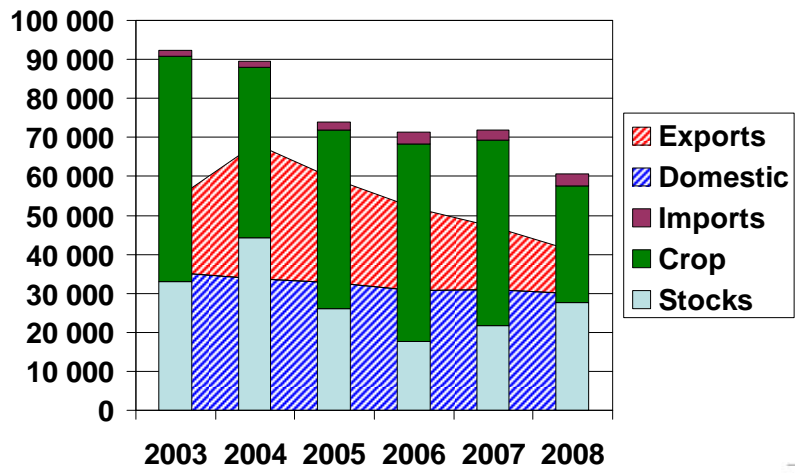
## California



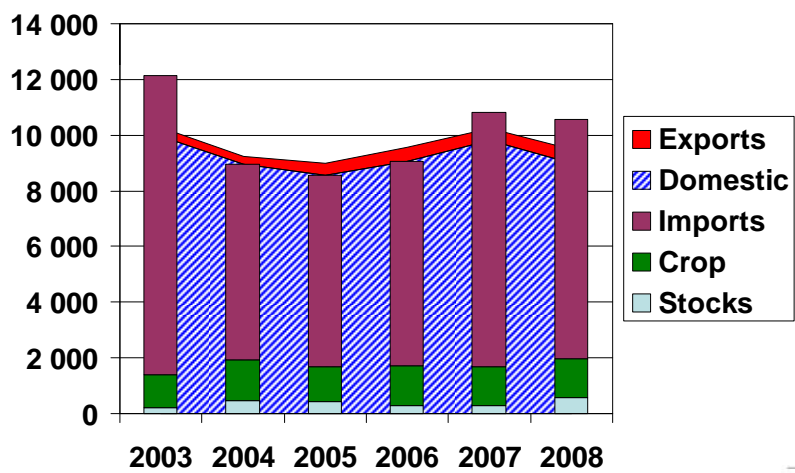
## Chile



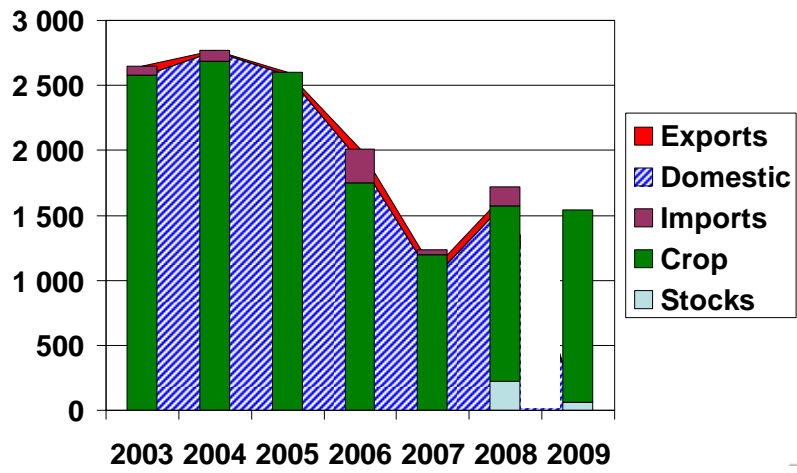
## France



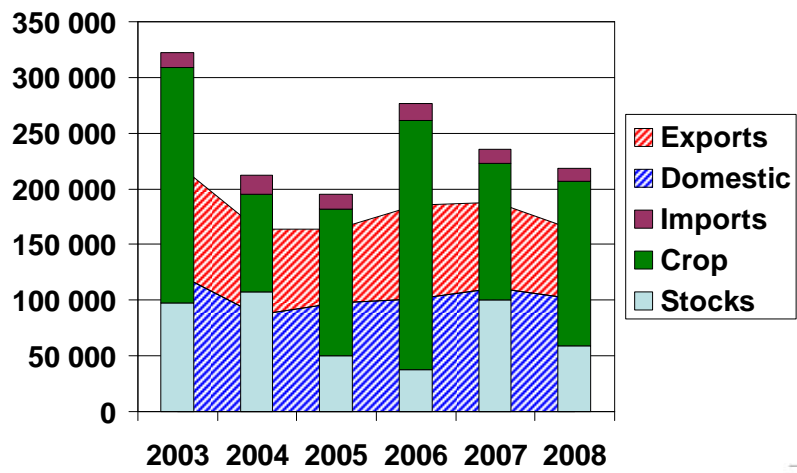
## Italy



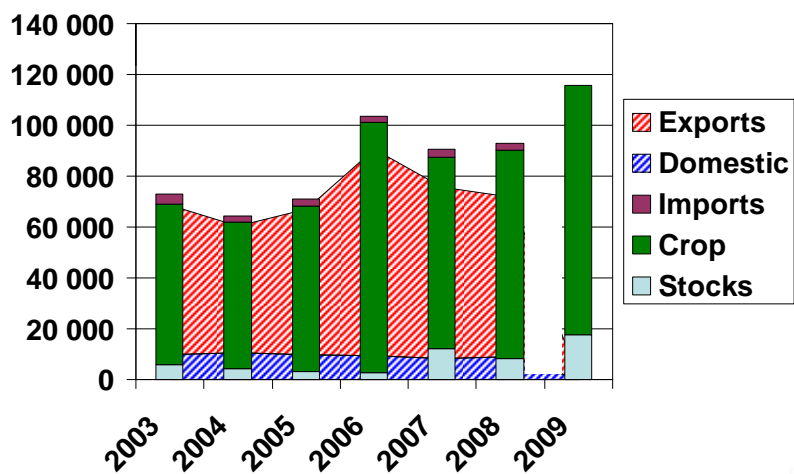
## South Africa



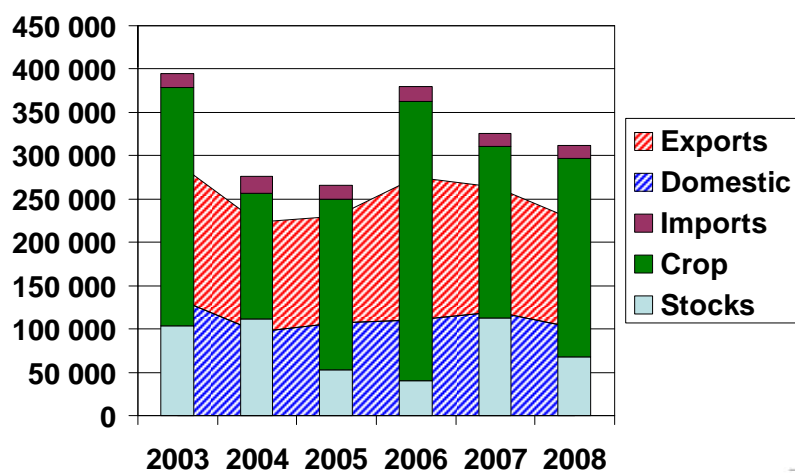
## Northern Hemisphere



## Southern Hemisphere



## Total World



- 2 . Orchard and Outlook



**IPA World Prune Non-Bearing Orchard**  
(hectares)

	<b>2007</b>	<b>2009</b>	<b>△ young</b>
Argentina	3 500	3 000	-15%
Australia	1 400	1 100	-21%
CA. USA	3 240	2 800	-14%
Chile	7 200	6 500	-10%
France	1 300	1 630	+25%
Italy	30	30	0%
South Africa	20	48	+40%
<b>World rnd</b>	<b>16 700</b>	<b>15 100</b>	<b>-10%</b>



**IPA World Prune Bearing Orchard**  
(hectares)

	<b>2009</b>	<b>2014</b>	<b>△</b>	<b>△%</b>
Argentina	12 300	14 000	+ 1 700	+ 14%
Australia	2 300	2 700	+ 400	+ 17%
CA. USA	24 800	23 600	- 1 200	- 5%
Chile	8 900	15 300	+ 6 400	+ 72%
France	11 700	11 500	- 200	- 2%
Italy	460	450	- 10	- 2%
South Africa	393	441	+ 48	+ 12%
<b>World rnd</b>	<b>60 900</b>	<b>68 000</b>	<b>+ 7 100</b>	<b>+ 12%</b>



**IPA 2006 World Prune Production Forecast**  
(x 1000 t.)

	<b>2009</b>	<b>2014</b>	<b>△</b>	<b>△%</b>
Argentina	40	50	+ 10	+ 25%
Australia	6	7	+ 1	+ 21%
CA. USA	139	147	+ 8	+ 6%
Chile	55	120	+ 65	+ 118%
France	45	45	0	0
Italy	1.7	1.6	- 0.1	0
South Africa	1.5	2	+ 0.5	0
<b>World rnd.</b>	<b>288</b>	<b>373</b>	<b>+ 85</b>	<b>+ 30%</b>





